



Beijing Jingneng Clean Energy Co., Limited
北京京

14A.60

2022 6 20	84.68%
68.68%	
14A	
14A.60	14A
	14A

2022 5 30 2022 5 10 2022 5 30 2022 6 20

84.68%

20%

2022 6 20

84.68%

68.68%

14A

1. 2016 4 25	50	2016 4 27	72.68		
	1#300	2026 4 26	50		
		10	(i) 40	24.5	10,000
			12		10,000
	86.55				
	61.47				
2. 2016 4 25	200	2016 4 27	289.81		
	1	2026 4 26	200		
		10	(i) 40	24.5	10,000
			12		10,000
	468.18				
	330.67				

3.	2016 4 25	300	2016 4 27 2026 4 26 10	40	(i) (ii)	300 24.5	437.02 40	10,000 10,000	2021 7 25	10,000
				12					24.5	
		345.89								
		300.52								
4.	2016 4 25	100	2016 4 27 2026 4 26 10	40	(i) (ii)	100 24.5	142.60 40	10,000 10,000	2021 8 27	10,000
				12					24.5	
		152.98								
		113.34								

5. 2018 2 11

11

2018 2 12
2027 2 11
9

3.2

14.22

(i)

11

36

3.88%

(ii)

3.88%

10,000

10,000

2017 6 23

11.86
2018 2 1

11.86

21% 19%
2017 6 13

6. 2019 1 28

22 8.76773
2019 1 31
2028 1 30
9

29.94

(i) 36
(ii) 36
3.88%
3.88%
10,000

10,000

2017 6 23

26.89
2018 11 30

21% 19%
2017 6 13

26.58

2018 2 11

7. 2019 9 12

47
2019 9 12
2022 9 11
3
A

56.26

(i) 12
(ii) 47
(iii) 2
8.2%
8.2%
10,000

10,000

2019 7 31

2022 6 13

35

82.16

9. 2020 8 17

190
2020 9 18
2029 9 17
9

35

240.86

(i)
(ii)
(iii)

190
2.19

10,000

5
36

12

10,000

2022 3 25

239.58
2020 5 31

40

200.13

· ∞ ·

2020 8 17

35

2020 8 17

100%

2020 8 17

10. 2020 11 18	2020 11 26				319.72	
	2023 11	300	(i)	300		
	2 25	2	(ii)	1.05	(iii)	10,000
	2	2		34	12	10,000
	2	2			12	3.4
	2	2			12	10,000
10. 2020 11 18		377.64				
11. 2021 4 25	2021 4 25		(i)	124	136.06	
	2023 4 24	124	(ii)	8		
	2			103	8	10,000
					12	
				2022 6 6		10,000
					103	

209.81
2021 2 28

125.23

16. 2021 7 20

200

2021 7 27
2024 7 26
3

226.91

(i)

200

12

(ii)

12

85

262.05

2021 6 28

244.98

18. 2021 10 20	2021 10 25	2023 10	(i)	(ii)	38.00	10,000
35	24	2	8	8	35	10,000
	1			12	90	10,000
						10,000

71.65
2021 6 30

51.14

19. 2021 12 27	2021 12 29	40	28	2024 12 3	45.38	12	10,000	10,000
				(i)	40	12		
				(ii)	95	12	10,000	10,000
					12			
					57.38			
		79.26	2021 10 31		178.89	12	10,000	10,000
				(i)	160	25	10,000	10,000
				(ii)	12	12		
					57.38			
		169.86	2022 1 31		178.89	12	10,000	10,000
					160	25	10,000	10,000
					168.24	12	10,000	10,000

3.	2017 6 13	17.68592	2017 8 30	127.88	(i)	10,000	8%	6%	5%
			2026 8 29	89.08	(ii)	36			
			9	0.98	(iii)	36	10%		

2017 6 23 21% 19%

4.	2017 6 13	1.83384	2017 8 30	10.68	(i)	10,000	8%	6%	5%
			2026 8 29	7.68	(ii)	36			
			9	0.1	(iii)	36	10%		

2017 7 28 21% 19%

5. 2017 12 21

3.5

2018 1 26

13.65

7.	2020 5 27	3.70524	2020 6 17	25.83	(i)	36	10,000
		19.96	2029 6 16	19.96	(ii)	36	
			9	0.05	(iii)	6.5%	
				36	(iv)	0.2	6.5%
8.	2020 6 5	5.23260	2020 6 17	41.80	(i)	36	10,000
		31.09	2029 6 16	31.09	(ii)	36	
			9	0.04	(iii)	6.5%	
				36	(iv)	0.31	6.5%
9.	2020 6 4	9.93783	2020 6 17	73.04	(i)	36	10,000
		55.91	2029 6 16	55.91	(ii)	36	
			9	0.08	(iii)	6.5%	
				36	(iv)	0.56	6.5%

10. 2020 6 4	7,45030	2020 6 17	59.37	(i)	10,000
	44.32	2029 6 16	44.32	36	
	44.32	9	0.06	(iii)	
			6.5%	6.5%	
		36	(iv)	0.44	
					6.5%
11. 2020 6 4	4,28120	2020 6 17	32.69	(i)	10,000
	23.70	2029 6 16	23.70	36	
	23.70	9	0.03	(iii)	
			6.5%	6.5%	
		36	(iv)	0.24	
					6.5%

12. 2021 9 22	4.13316	2021 12 10	17.00	(i)	36	10,000
	13.01	2030 12 9	13.01	(ii)		
		9	0.34	(iii)		
		2022			36	12
		3 14				
		2022 5 10	42			
		2031 5 9				
					2017 7 11	
						2017 5 25
						21% 19%

13. 2021 11 22	1150404	2022 9 20	480.81	(i)	12	1
		2025 9 19	428.11	(ii)		
		3	9.98	(iii)		
	428.11				12	12
					(iv)	2.40
			95.25			

2021 11 22

14. 2021 11 22	1150404	2023 6 20							
		2026 6 19	635.66	735.94	12	(i)			
	653.66	3	(ii)	17.08		(iii)			1
				95.25	12				
				(iv)	3.66				

2021 11 22

15. 2021 11 18	9,98028	2022 2 15							
		2031 2 14	25.66	33.30	36	(i)			
	25.66	9	(ii)	0.23		(iii)			10,000
				9.6	36				
					12				

16.	2021 12 20	17.73023	2021 12 24					
			2026 12	61.00	69.92	20	(i)	10,000
		61.00	23 5	0.04	(iii)		(ii)	
				18	(iv)	20		
						12		
						1.65		
	2021 12 20							
	2021 12 22							100%
	2021 12 20							
17.	2021 9 16		2023 7 20		156.50	32	(i)	10,000
			2031 7 19	118.00				
			8	(ii)	6.09	(iii)		
				9	(iv)	32		
						0.45		
						12		

18. 2021 9 16	2023 7 20	933.97	(i)	10,000
	2031 7 19	676.00	32	
	8	34.10	(iii)	
		9	(iv)	
		32	12	
		3.00		
19. 2021 9 14	2022 8 20	163.94	(i)	10,000
	2030 8 19	126.07	32	
	8	2.00	(iii)	
		9	(iv)	
		32	12	
		0.45		
20. 2021 9 15	2023 7 20	225.90	(i)	10,000
	2031 7 19	166.90	32	
	8	8.29	(iii)	
		9	(iv)	
		32	12	
		0.65		

21. 2022 5 11	7.606	2022 6 7	34.26	(i)	20	10,000
	28.60	2027 6 6	28.60	(ii)	20	
		5	0.03	(iii)	20	
			13		12	

2022 5 11

2022 5 11

95%

2022 5 11

1. 2021 10 22

2021 10 22
2024 6 30 11
3.85%

11

333.44
300.00

2. 2021 12 24

2018 11 2021 5 2021 12 24
2024 12 12
23 3

89.30
89.30
66.5
12
12

3.	2021 12 24	2018 11	2021 5	2021 12 24	2024 12	2024 12 24
		48.27	23	3	12	
		48.26			66.5	12
						12

2022 6 16

2022 6 16

(i)

(ii)

15.78

2020 5 15

2022 12 31

2020 5 15

(i)

(ii)

(1)

(2)

		2022 12 31			500
			(i)		
				(ii)	
			(iii)		
2020 8 5					
		2022 3 9			
31				2022 12	
	2022 12 31				3,000

2021 12 28

2022 4 24

2021 12 28

(i)

(ii)

2022 1 1 2022 12 31

2022 12 31

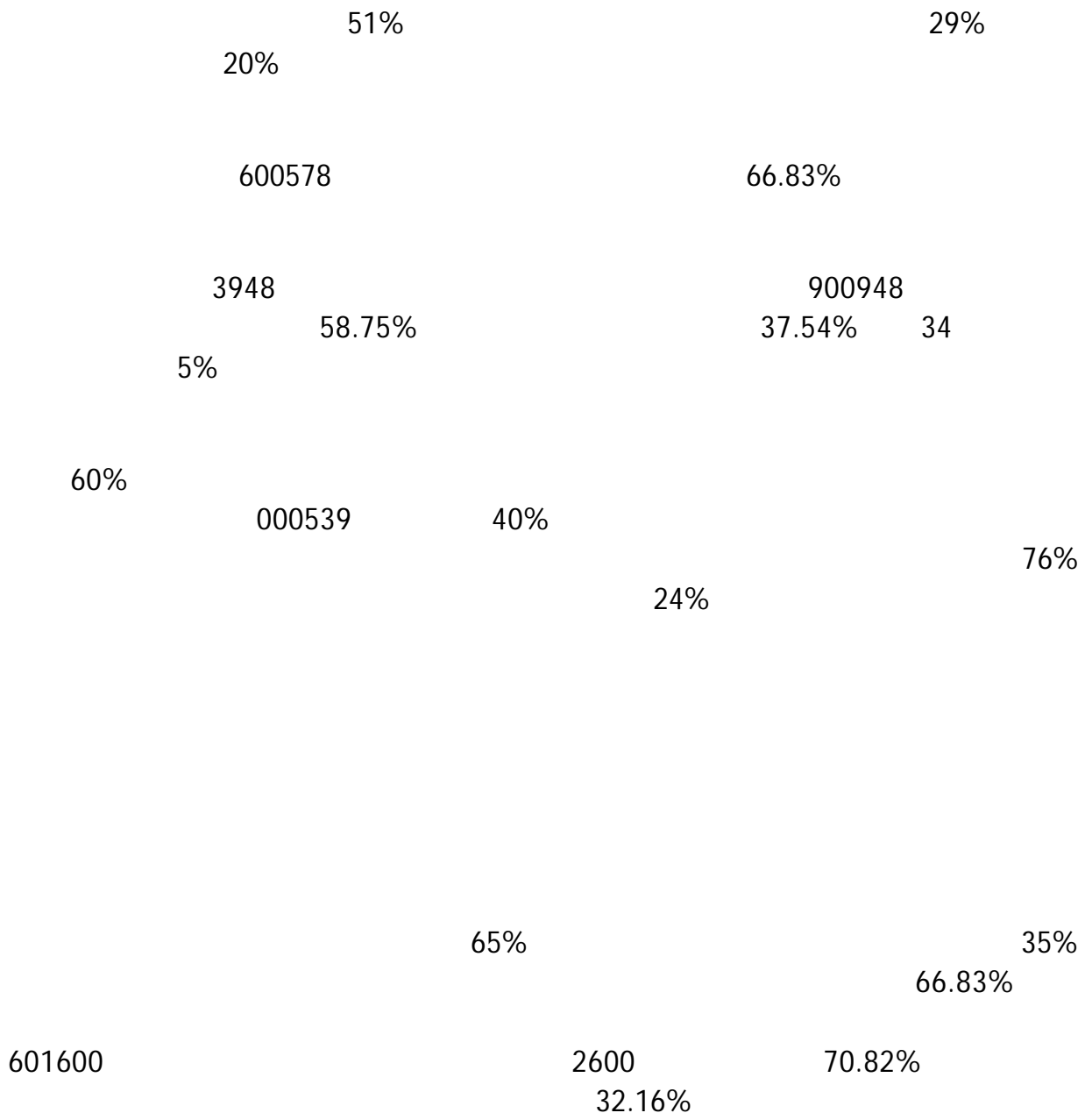
2022 4 24

6 30 12 31

84.68%

15.32%

68.68%



17.96%

5.66%
5.56%

68.75%
31.25%
51%
49%
66.83%

51%

49%
66.83%

90%

10%

48%

KEP US

015760
10%

34%

18%

21% 60% 19%
20% 95% 5% 80%

9.98% 41.30% 17.40% 1.24% 41.30%

30%

30%

66%

34%

66.83%

58.80%

36.97%

4.23%

61%

601169

39%

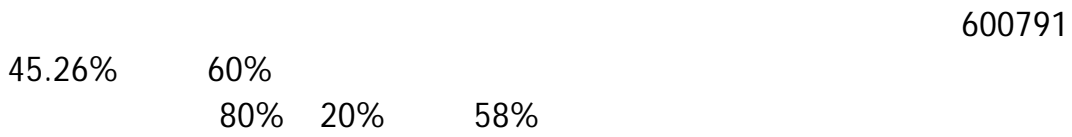

ING BANK N.V.

13.03%

65%

35%

6166



94.52% 42% 25%
2.74% 2.74% 90% 10% 15%

30%

66.83%

21%

60%

19%

80%

20%

95% 5%

21%

60%

19%

20%

95% 5%

80%

63.31%

60%

601101

76.05%

23.95%

40%

99.43%

0.57%

51%

49%

94.68%

95%

40% 30% 30%

5%

686

32%

(i)

(ii)

(iii)

14A

14A

68.68%

14A.60

14A

14A

686

00579

H

84.68%

15.32%

%

2022 6 20

